

Model MKF 720 | Dynamic climate chambers for rapid temperature changes with humidity control

A BINDER MKF series environmental simulation chamber is ideally suited for any cold and heat testing based on current temperature and climate testing methods according to DIN and IEC standards. The comprehensive standard equipment for this environmental simulation chamber ensures ease of operation.

BENEFITS

- Homogeneous climate conditions thanks to APT.line™ technology
- Automatic water and wastewater management
- Pressure humidification with fast response times
- Comprehensive programming and data acquisition
- Large heated viewing window



Model 720



Model 720

MAIN FEATURES

- Temperature range: -40 °C to +180 °C
- Humidity range: 10 % to 98 % RH
- Integrated water-storage tank, 20 liters
- 4 zero-voltage relay contacts
- APT.line™ preheating chamber technology
- Programmable condensation protection for test material
- Heated viewing window with LED interior lighting
- Humidity regulation with capacitive humidity sensor and vapor humidification
- BINDER Multi Management Software APT-COM™ 4 Basic Edition
- Troubleshooting system with visual and audible alarms
- Intuitive touchscreen controller with time-segment and real-time programming
- Internal data logger, measured values can be read out in open format via USB
- 2 access ports with silicone plugs: 80 mm, left and right
- 4 castors, two with brakes
- Computer interface: Ethernet
- Adjustable ramp function
- Integrated chart recorder
- Real-time clock
- Door heating
- Alarm notification in the event of insufficient water in fresh water tank
- 1 stainless steel rack
- Complete safety connection kit for water supply and drainage, up to 1 m height
- Inner chamber made of stainless steel
- CFC-free refrigerant R-452A
- Cooling with compressor cooling unit

OPTIONAL EQUIPMENT

- APT-COM Multi Management Software – for managing, recording, and documenting unit parameters
- Racks – option of stainless steel racks, depending on test requirements
- Systems for water treatment and compressed air supply
- Services – wide range of services to ensure that the unit functions correctly

ORDERING INFORMATION

Interior volume [L]	Voltage	Option model	Version	Art.-No.
734	400 V 3~ ph 50 Hz	Standard	MKF720-400V	9020-0381
	480 V 3~ ph 60 Hz	with voltage and frequency converter	MKF720-480V-C	9020-0359

TECHNICAL DATA

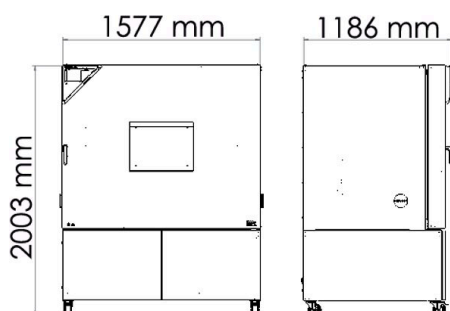
Description	MKF720-400V ¹	MKF720-480V-C ¹
Article Number	9020-0381	9020-0359
Performance Data Temperature		
Temperature range	-40...180	-40...180
Temperature variation depending on setpoint [± K]	0.1...1.8	0.1...1.8
Temperature fluctuation depending on setpoint [± K]	0.1...0.5	0.1...0.5
Average heating-up rate according to IEC 60068-3-5 [K/min]	4.8	4.8
Cooling down time from 180 °C to -40 °C [min]	120	120
Average cooling down time according to IEC 60068-3-5 [K/min]	4.8	4.8
Max. heat compensation at 25 °C [W]	5800	5800

¹ All technical data is specified for unloaded units with standard equipment at an ambient temperature of +22 °C ±3 °C and a power supply voltage fluctuation of ±10 %. The temperature data is determined in accordance to BINDER factory standard following DIN 12880, observing the recommended wall clearances of 10 % of the height, width, and depth of the inner chamber. Technical data refers to 100 % fan speed. All indications are average values, typical for units produced in series. We reserve the right to change technical specifications at any time.

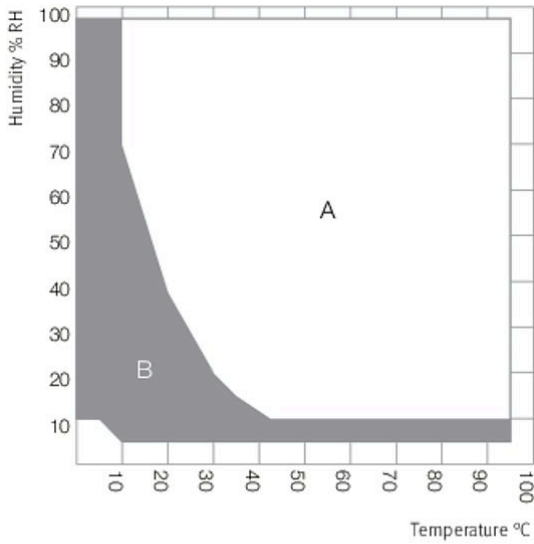
Description	MKF720-400V ¹	MKF720-480V-C ¹
Article Number	9020-0381	9020-0359
Performance Data Climate		
Temperature range [°C]	10...95	10...95
Temperature fluctuation depending on setpoint [± K]	0.2...1.5	0.2...1.5
Humidity range	10...98	10...98
Humidity fluctuation depending on setpoint	±2,5 ± % RH	±2,5 ± % RH
Dew point temperature range [°C]	5...94	5...94
Electrical data		
Rated Voltage [V]	400	480
Power frequency [Hz]	50	60
Nominal power [kW]	11	11
Unit fuse [A]	32	32
Phase (Nominal voltage)	3~	3~
Measures		
Interior volume [L]	734	734
Net weight of the unit (empty) [kg]	590	590
Permitted load [kg]	160	160
Load per rack [kg]	40	40
Viewing window width [mm]	508	508
Viewing window height [mm]	300	300
Wall clearance back [mm]	300	300
Wall clearance sidewise [mm]	200	200
Internal Dimensions		
Width [mm]	1200	1200
Height [mm]	1020	1020
Depth [mm]	600	600
Doors		
Unit doors	1	1
Housing dimensions not incl. fittings and connections		
Width net [mm]	1580	1580
Height net [mm]	2005	2005
Depth net [mm]	1140	1140
Environment-specific data		
Sound-pressure level [dB(A)]	65	67
Fixtures		
Number of shelves (std./max.)	1/11	1/11

¹ All technical data is specified for unloaded units with standard equipment at an ambient temperature of +22 °C ±3 °C and a power supply voltage fluctuation of ±10 %. The temperature data is determined in accordance to BINDER factory standard following DIN 12880, observing the recommended wall clearances of 10 % of the height, width, and depth of the inner chamber. Technical data refers to 100 % fan speed. All indications are average values, typical for units produced in series. We reserve the right to change technical specifications at any time.

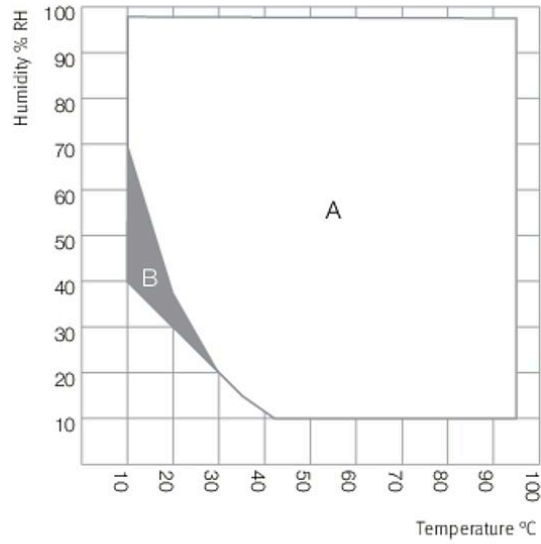
DIMENSIONS incl. fittings and connections [mm]



CHARTS

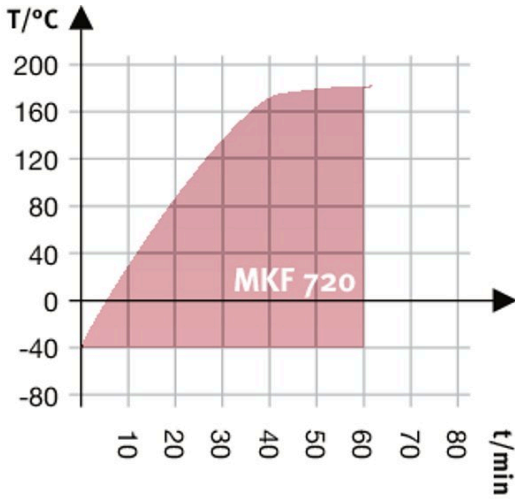


A: Standard Climate range
B: Extended range with dry-air purge



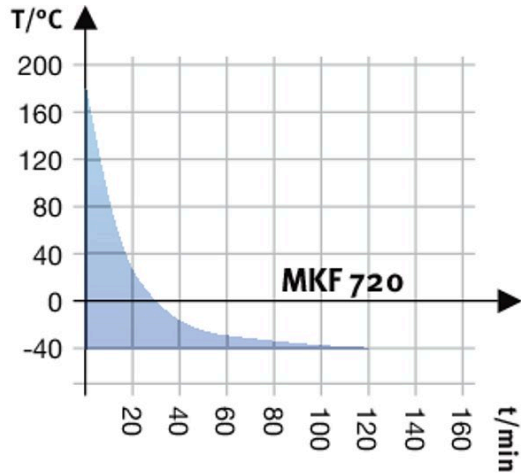
A: Standard Climate range
B: Time-limited operation (max. 24 hours)

Climate chart

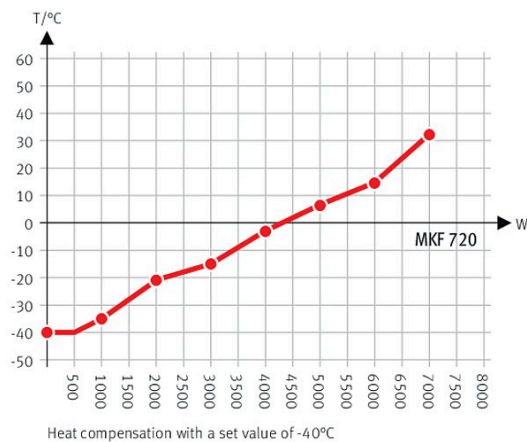


Heating up rate

Climate chart



Cooling down rate



Heat compensation chart

OPTIONS

Designation	Description	*	Art.-No.
	left		
	30 mm	01	8012-1323
	50 mm	01	8012-1329
	80 mm	01	8012-1335
	100 mm	01	8012-1543
	125 mm	01	8012-1352
	right		
Access port with silicone plug	30 mm	01	8012-1320
	50 mm	01	8012-1326
	80 mm	01	8012-1332
	100 mm	01	8012-1540
	125 mm	01	8012-1349
	top		
	80 mm	01	8012-1537
	100 mm	01	8012-1531
	125 mm	01	8012-1534
Analog output 4-20 mA	for temperature and humidity values (output not adjustable)	-	8012-1085
Calibration certificate, expanded	for temperature and humidity; for extending the measurement in center of chamber to include another test value	-	8012-1194
Calibration certificate, temperature	temperature measurement incl. certificate and 27 measuring points at specified temperature	-	8012-1609
	temperature measurement incl. certificate, 15- 18 measuring points at specified temperature	-	8012-1589
	temperature measurement incl. certificate, 9 measuring points at specified temperature	-	8012-1568
Calibration certificate, temperature and humidity	Measurement in center of chamber at 25 °C / 60% RH or at specified test values	-	8012-1188
	temperature (according to DIN12880) and humidity measurement incl. certificate, 27 temperature measuring points and 1 humidity measuring point, at 25 °C / 60 % RH or at specified values	-	8012-1615
Compressed air connection	for the connection to an existing pressurized air network	-	8012-1798
Door lock	lockable door handle	-	8012-1862
Dry-air purge	controlled, incl. connection; suitable for the simulation of current automobile industry standards	-	8012-1870
Notch-type access port	notch-type access port in door, 100 x 35 mm	-	8012-1859
Pt 100 temperature sensor	additional flexible Pt 100, interior, for displaying the temperature on the unit display	-	8012-1094
RS 485 interface, 2-wire	Additional serial interface can be used parallel to Ethernet, for Multi Management Software APT-COM™	-	8012-1769
Temperature safety device class 2	with visual alarm (DIN 12880)	-	8012-1864
Water circuit	allows condensed water to be reused	-	8012-1512
Water cooling	for reduced heat loss to ambient air	-	8012-0804

* Notes › See last page

ACCESSORIES

Designation	Description	*	Art.-No.
APT-COM™ 4 GLP-Edition	for working under GLP-compliant conditions. Measured values are documented in a tamper-proof way in line with the requirements of FDA Regulation 21 CFR 11. version 4, GLP edition	-	9053-0042
APT-COM™ 4 PROFESSIONAL-Edition	convenient unit and user management built on the BASIC edition. Suitable for networking up to 100 units. version 4, PROFESSIONAL edition	-	9053-0040
BINDER PURE AQUA SERVICE	System for preparation or complete desalination of tap water, complete set containing PURE AQUA 300 single-use cartridge, measuring device, and all necessary connecting parts	-	8012-0759
BINDER PURE AQUA SERVICE, accessories	Single-use, replacement cartridge for BINDER PURE AQUA System	-	6011-0165
pH-neutral detergent	concentrated, for gentle remove of residual contaminants; 1 kg	-	1002-0016

* Notes › See last page

Designation	Description	*	Art.-No.
Qualification documents	IQ/OQ documents – supporting documents for validation performed by customers, consisting of: IQ/OQ checklists incl. calibration guide and comprehensive unit documentation; parameters: temperature and humidity values		
	Digital in PDF format	–	7057-0002
	Hard copy inside folder	–	7007-0002
	IQ/OQ/PQ documents – supporting documents for validation performed by customers, according to customer requirements, PQ section added to qualification folder IQ/OQ; parameters: temperature and humidity values		
	Digital in PDF format	–	7057-0006
	Hard copy inside folder	–	7007-0006
Rack	stainless steel	–	8012-2054
Rack accessories	fasteners (1 set of 4) for additional security of racks	–	8012-0620
Rack, reinforced	stainless steel, with fasteners (1 set of 4)	–	8012-0684
RS 485 / RS 422 interface converter	RS 422 cable set and RS 485 / RS 422 interface converter for connection to 10-way plug distributor		
	115 V option model	–	8012-0599
	230 V option model	–	8012-0589
Shelf, perforated	Stainless steel	–	8009-0511
WLAN kit	The kit contains a client bridge that establishes a wireless connection between BINDER units and APT-COM4, LIMS, or customer-specific software via an Ethernet interface. It provides an alternative solution in situations where units need to be positioned in locations without an on-site Ethernet connection. In secured networks, installation and configuration must be performed by the customer's IT service.	–	8500-0164

* Notes › See last page

SERVICES

Designation	Description	*	Art.-No.
Installation services			
Unit commissioning	Connect the unit to the customer-side connections (electricity, water, wastewater, gas), basic functions check, brief operating instructions. (excl.: unpacking, setup, controller instructions, programming, installation work)	05	DL10-0300
Unit instructions	Instruction regarding operating principle and basic functions of the unit, operation of the control electronics including programming	05	DL10-0700
Maintenance contracts			
Maintenance services			
BRONZE 3-year maintenance contract	Maintenance service as contractually agreed, visual inspection of mechanical and electrical components, check of control response, 20% discount on spare parts	05	DL20-0710
GOLD 3-year maintenance contract	Maintenance service as contractually agreed, visual inspection of mechanical and electrical components, check of control response, 20% discount on spare parts, testing of all key functions, replacement of wear parts, calibration of one temperature and CO ₂ value, including certificate	05	DL20-0940
Leakage test	Testing and logging of the leak-tightness of systems containing hydrofluorocarbons in accordance with Regulation EC842/2006, incl. test book	05	DL00-0034
Maintenance	One-off maintenance service in accordance with maintenance schedule. Visual inspection of mechanical and electrical components, testing of all key functions. Calibration of a test temperature specified by the user in center of usable space without certificate	05	DL20-0500
SILVER 3-year maintenance contract	Maintenance service as contractually agreed, visual inspection of mechanical and electrical components, check of control response, 20% discount on spare parts, testing of all key functions, calibration of one test temperature specified by the user in the center of the usable space, without certificate	05	DL20-0830
Calibration services			
Temperature and humidity calibration	Expansion – Temperature and humidity calibration with 1 measuring point in center of chamber with 1 specified pair of values, including certificate	03, 04, 05	DL30-0302
	Temperature and humidity calibration with 1 measuring point in center of chamber with 1 specified pair of values, including certificate	03, 04, 05	DL30-0301
Temperature and humidity measurement according to DIN12880	Temperature measurement in accordance with DIN 12880 with 27 temperature measuring points and 1 humidity measuring point in center of chamber with a pair of values specified by the user, including certificate	03, 04, 05	DL30-0427
Temperature and humidity measurement, 18-1 measuring points	Temperature measurement with 18 temperature measuring points and 1 humidity measuring point in center of chamber with a pair of values specified by the user, including certificate	03, 04, 05	DL30-0318
Temperature and humidity measurement, 27-1 measuring points	Temperature measurement with 27 temperature measuring points and 1 humidity measuring point in center of chamber with a pair of values specified by the user, including certificate	03, 04, 05	DL30-0327
Temperature and humidity measurement, 9-1 measuring points	Temperature measurement with 9 temperature measuring points and 1 humidity measuring point in center of chamber with a pair of values specified by the user, including certificate	03, 04, 05	DL30-0309

* Notes › See last page

Designation	Description	*	Art.-No.
Validation services			
Execution of IQ/OQ	Execution of IQ/OQ in accordance with qualification folder	05	DL42-0300
Execution of IQ/OQ/PQ	Execution of IQ/OQ/PQ in accordance with qualification folder	05	DL44-0500
Warranty service			
1-year warranty extension	The warranty is extended by 1 year from the delivery date, wear parts are excluded	-	DL50-0040

* Notes › See last page

NOTES

- 01 Condensation may occur in the area around the access port. Access ports may be placed in custom locations for an additional charge.
- 02 UL mark is not granted when this option is used.
- 03 Sensor calibration is performed in an accredited calibration laboratory.
- 04 Calibration is performed according to the BINDER factory standard.
- 05 Quoted prices do not include travel costs. Please refer to the chapter on BINDER Service for travel costs for your region. Quoted prices for services performed in Switzerland do not include a country-specific added fee (available on request).

BINDER GmbH

Tuttlingen, Germany
TEL +49 7462 2005 0
FAX +49 7462 2005 100
info@binder-world.com
www.binder-world.com

BINDER Asia Pacific (Hong Kong) Ltd.

Kowloon, Hong Kong, P.R. China
TEL +852 39070500
FAX +852 39070507
asia@binder-world.com
www.binder-world.com

Representative Office for CIS

Moscow, Russia
TEL +7 495 988 15 16
FAX +7 495 988 15 17
russia@binder-world.com
www.binder-world.com

BINDER Environmental Testing Equipment (Shanghai) Co., Ltd.

Shanghai, P.R. China
TEL +86 21 685 808 25
FAX +86 21 685 808 29
china@binder-world.com
www.binder-world.com

BINDER Inc.

Bohemia, NY, USA
TEL +1 631 224 4340
FAX +1 631 224 4354
usa@binder-world.com
www.binder-world.us